

MOBILITY



RISE UP &
look forward

INDEPENDENCE IN MOTION™

www.iimgo.com
610-630-8400






PHOENIX RISE UP ROLLATOR ITEM # 4801

THE UPDATES

- 1 Sleek black forearms are more scratch-resistant with numeric markings for easier adjustment
- 2 Closed end silencers on handle bars for a sleek finished look
- 3 Ergonomic handgrip for added support
- 4 Stabilization strap is easier to adjust and tighten
- 5 *Quick-Adjust* button reduces scratches on handles
- 6 Rivets on frame keep handles more securely in place
- 7 Hang Tag with QR Code linking to informative video on features and assembly of the *Phoenix*

Available in:

-  4801BL - Blue
-  4801PL - Purple
-  4801RD - Red



Black forearms with height adjustment numbers



Scan here to watch our quick video about the Phoenix's great features!

We love the new Phoenix Rise UP Rollator because it gives your body the vehicle to *Rise Up & Look Forward*. The unique design makes walking happen ... with an upright, forward looking posture, optimum control and stability and much reduced body strain and fatigue. And now with seven great improvements, it's even easier to *Rise Up & Look Forward*.

Los Angeles - Chicago - Atlanta

©2020 NOVA

CARE • QUALITY • INNOVATION



THE NOVA PROMISE

iimgo.com/nova-walkers-rollators

CONTACT US!
We're here to help



sales@iimgo.com



1 610 630 8400



RISE UP & LOOK FORWARD

Rise UP and liberate your mobility to an upright and forward looking posture with adjustable, padded & contoured platforms with the NOVA *Feather Touch* locking hand brakes.

The Phoenix Rise UP Rollator also features open clearance behind the seat, allowing for a natural walking gait & stride.



Open clearance for natural gait & stride



Weights only 20 lb;
Easy to lift and carry



FEATURES & SPECS

The Phoenix helps you *Rise Up & Look Forward* with these amazing features:

LOCKING HAND-BRAKES
NOVA's exclusive *Feather Touch* Locking Hand-Brakes

STABILIZATION STRAP
Secures the handle bars

QUICK-ADJUST BUTTON
Orange *Quick-Adjust* Button for easy adjustment of handle height

FRONT POUCH
Removable front pouch is large and roomy with zipper closure
Dim: 15" w x 9" d x 10" h

10" & 8" WHEELS
Strong and Sporty 10" front wheels and 8" rear wheels for all terrain equipped with stylin' rims

CONTOURED PADDED ARMRESTS
Padded armrests provide stability and support

CANE HOLDER
Attached cane holder keeps canes conveniently close

BACKREST
Comfortable padded backrest
Dim: 19" w x 5.5" h

PADDED SEAT HANDLES
Provide support while seated

SLING SEAT WITH FOLDING HANDLE
Comfortable padded sling seat with built-in handle for easy folding

FOOT PEDALS
Built-in Foot Pedals to aid with curbs, terrain and folding

SUPER STRONG & STABLE
Base frame design optimizes stability and control

Weight Cap.	Overall Weight	Approx. User Height	Handle Hgt. Adjustment	Width btw Handles	Seat Height	Overall Dimensions	Overall Folded Dimensions	Seat Dimensions
300 lb	20.5 lb	5'2" - 6'0"	48.75" - 52.75"	19"	21.5"	25" w x 33" d x 53.25" h	12" w x 33" d x 49.25" - 53.25" h	18" w x 9" d

Accessory Options



CH-1101
Folding Cup Holder



4002GF
Mobility Bag



4002PB
Mobility Bag



P4200SB
Mobility Bag